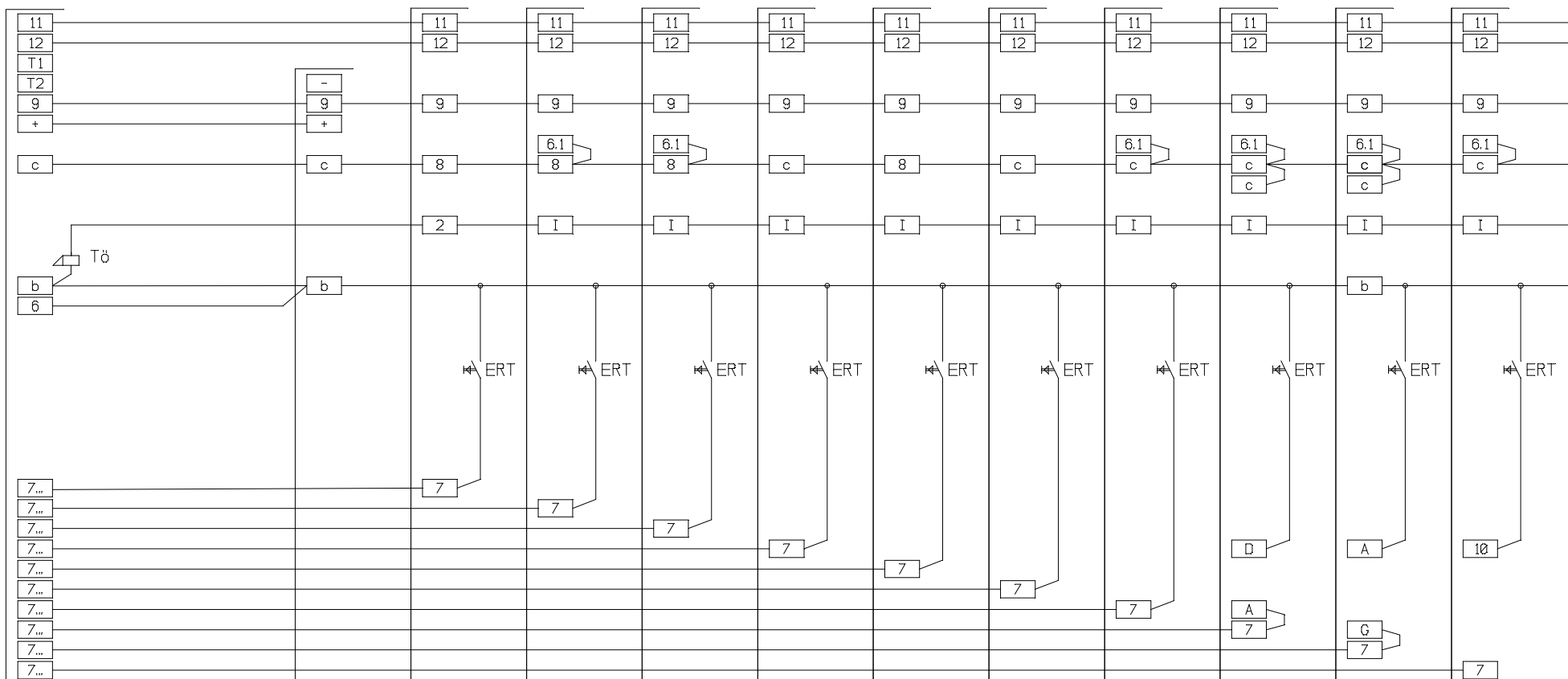


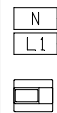
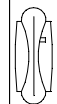


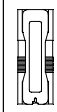
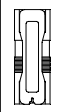
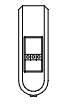






Im AS-Plan nicht eingezeichnete Klemmen werden nicht angeschlossen. Diese werden erst beschaltet, wenn zusätzliche Funktionen (Video) in der Anlage realisiert werden.



-  Siedle-Vario
TLM 611-...
TM 611-4-...
- oder  TLM 511-..
TM 511-..
Siedle-Vario
-  N
LI
230V AC
-  LN 7150 ..
-  HT 111-..
-  HT 311-..
+ Zubehör
-  HT 401a-..
oder
HT 401-..
-  HT 411-..
-  HT 511-..
+ Zubehör
-  HT 611-..
ZLW 611-..
oder
ZSU 611-..
+ Zubehör
-  HT 611-..
ZER 611-..
+ Zubehör
-  HT 611-..
ZGO 611-..
+ Zubehör
-  HTA 711-..
oder
HTA 811-..
Alphaton

CAD - Design FCAD32

Bearbeiter : H.Willmann		Datum : 12.10.11		<h3>Außenschaltplan</h3>		Maßst: %	
<h2>SSS SIEDLE</h2>		S.Siedle & Söhne Telefon- und Telegrafentele OHG 78120 Furtwangen				AS2-53-1 verschiedene HT's AS-Plan Bezeichnung	
				Dateiname : AS2-53-1_versch_HT.fcw			