

Siedle Touch 10 built-in
STE 10-0

210009831-00



Product description

Siedle Touch 10 built-in for integration in a façade. Control panel (25.7 cm/10.1") for door communication and access control in conjunction with the Siedle Vario bus.

Performance features:

- Language-independent user interface, intuitive to use
- Customisable display in idle status (e.g. illuminated building number)
- Information field, personalizable and supported by images if required (e.g. company logos, opening times, site plans)
- Display of status information (call, speech, door open)
- Integrated code lock, optionally with random number arrangement
- Calling via numeric keypad
- Siedle Touch built-in can be fitted in both portrait format as well as landscape format



Specifications

Operating voltage:	48 V DC
Operating current:	max. 500 mA (Current consumption in idle status: 350 mA)
Protection system:	IP 65 (from the front), IK 08
Ambient temperature:	-20 °C to +55 °C
Cut-out (mm) W x H:	238 x 165 (for horizontal integration)

Siedle Touch 10 built-in
STE 10-0

210009831

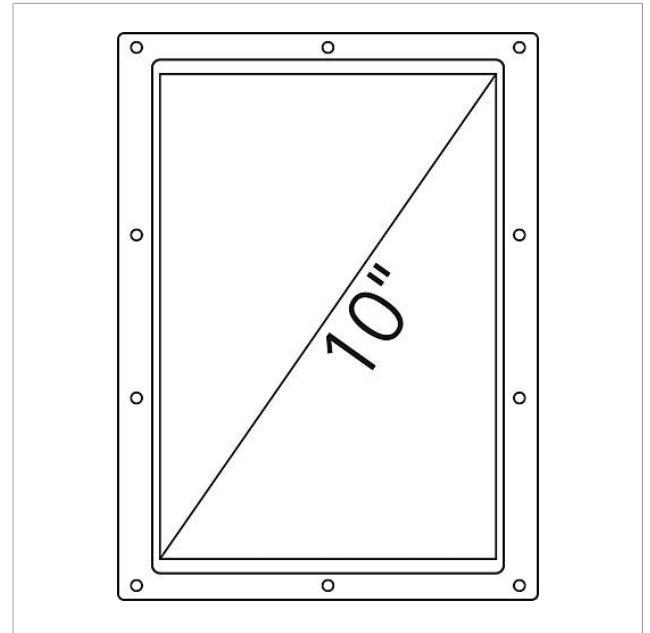
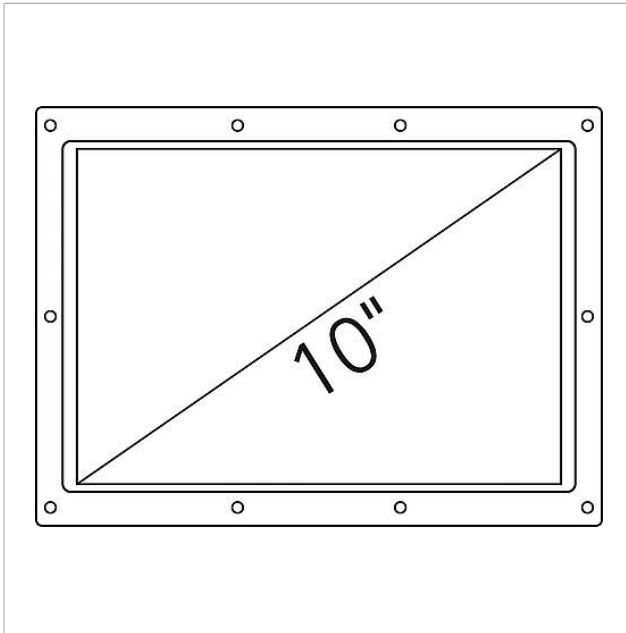
Page 2



Siedle Touch 10 built-in
STE 10-0

210009831

Page 3





Siedle Touch 10 built-in
STE 10-0

210009831

Page 4

STE 10-0 Siedle Touch 10 built-in	Product information	3 MB	Download
	Declaration of Conformity	140 kB	Download
ST 10-0	Declaration of Conformity	1,7 MB	Download
	Additional information	140 kB	Download