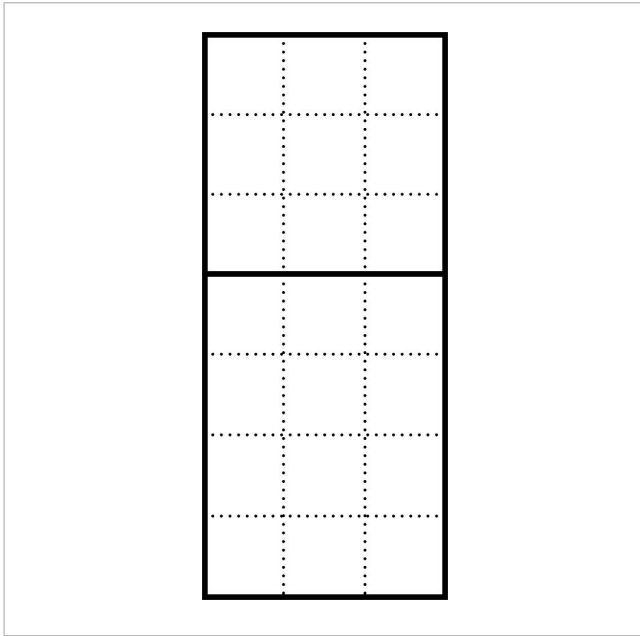


Cornice  
KR 611-7/3-0 DG  
200040280-00



---

## Descrizione del prodotto

Cornice in profilato estruso di alluminio, verniciatura a polvere, racchiude i moduli funzione e copre la scanalatura dell'intonaco.

---

## Dati tecnici

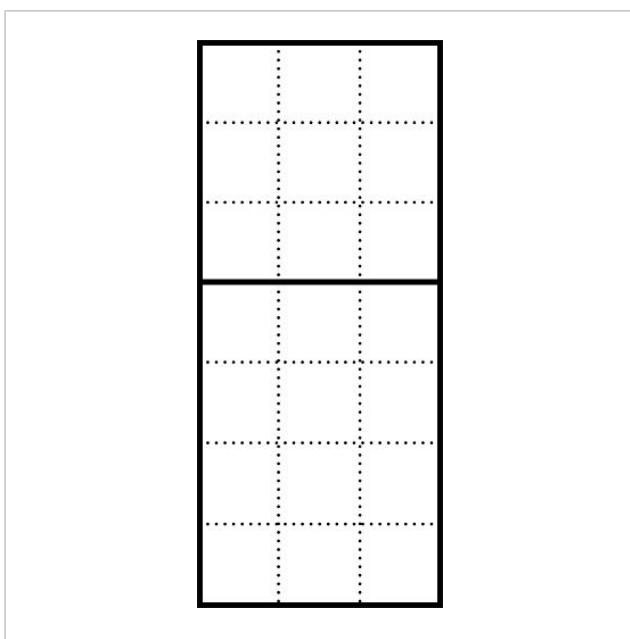

Dimensioni (mm) Larg. x Alt. x Prof.:


331 x 731 x 38

Cornice  
KR 611-7/3-0 DG

200040280

Pagina 2





Cornice  
KR 611-7/3-0 DG

200040280

Pagina 3

---

Dichiarazione di conformità	140 kB	<a href="#">scaricare</a>
Informazioni supplementari	109 kB	<a href="#">scaricare</a>