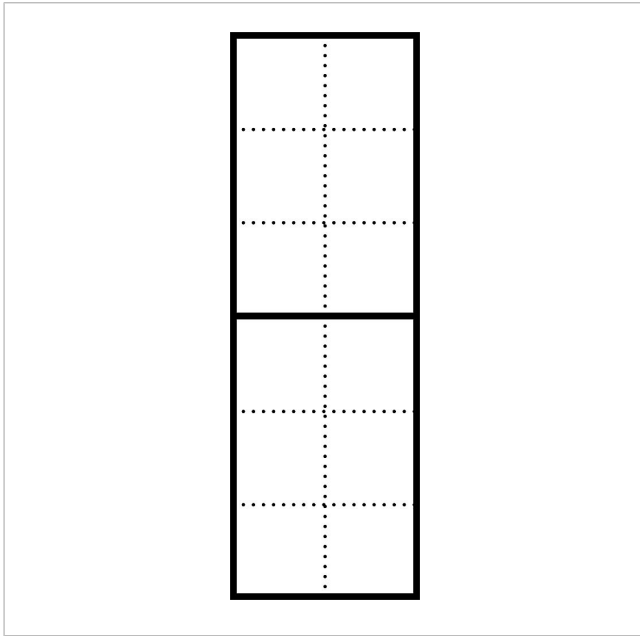


Combination frame
KR 611-6/2-0 DG
200040272-00



Product description

Combination frames made of extruded aluminium sheath, powder-coated/painted, to surround the function modules and cover the plaster groove.

Specifications

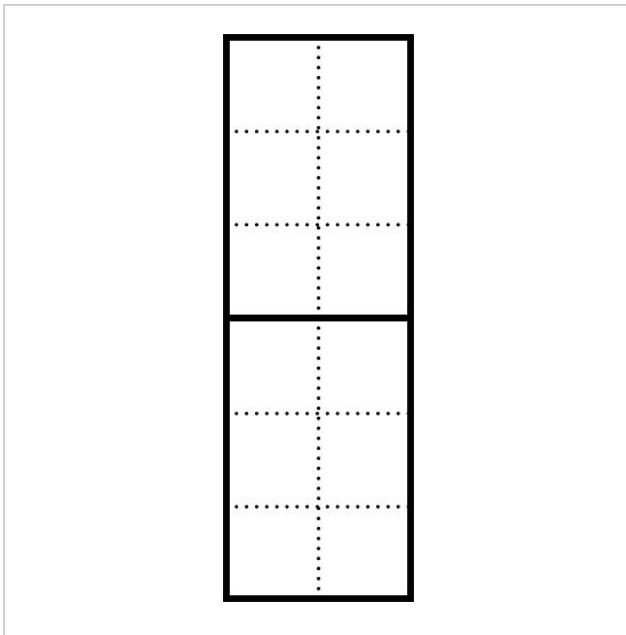
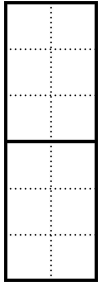
Dimensions (mm) W x H x D:

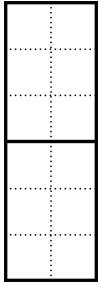
631 x 231 x 38

Combination frame
KR 611-6/2-0 DG

200040272

Page 2





Combination frame
KR 611-6/2-0 DG

200040272

Page 3

REACH Information

Declaration of Conformity

140 kB

[Download](#)

Additional information

824 kB

[Download](#)