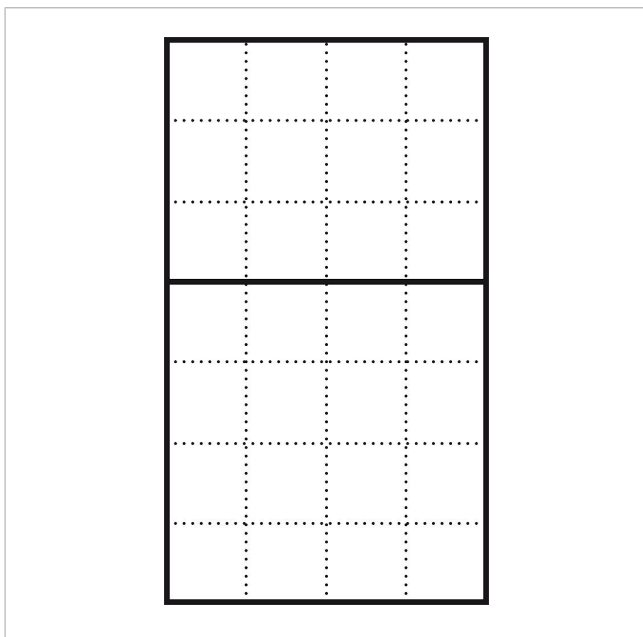


Combination frame
KR 611-7/4-0 SM

200029112-00



Product description

Combination frames made of extruded aluminium sheath, powder-coated/painted, to surround the function modules and cover the plaster groove.

Specifications

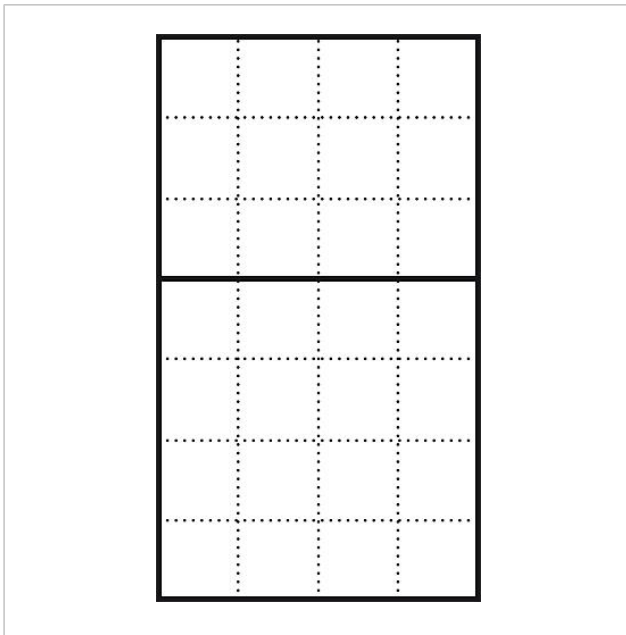

Dimensions (mm) W x H x D:

431 x 731 x 38

Combination frame
KR 611-7/4-0 SM

200029112

Page 2





Combination frame
KR 611-7/4-0 SM

200029112

Page 3

Declaration of Conformity	140 kB	Download
Additional information	420 kB	Download