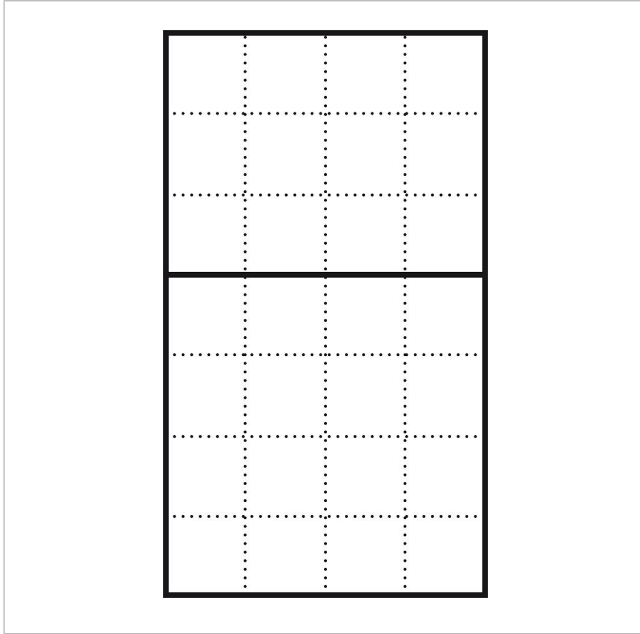


Combination frame
KR 611-7/4-0 W
200029110-00



Product description

Combination frames made of extruded aluminium sheath, powder-coated/painted, to surround the function modules and cover the plaster groove.

Specifications

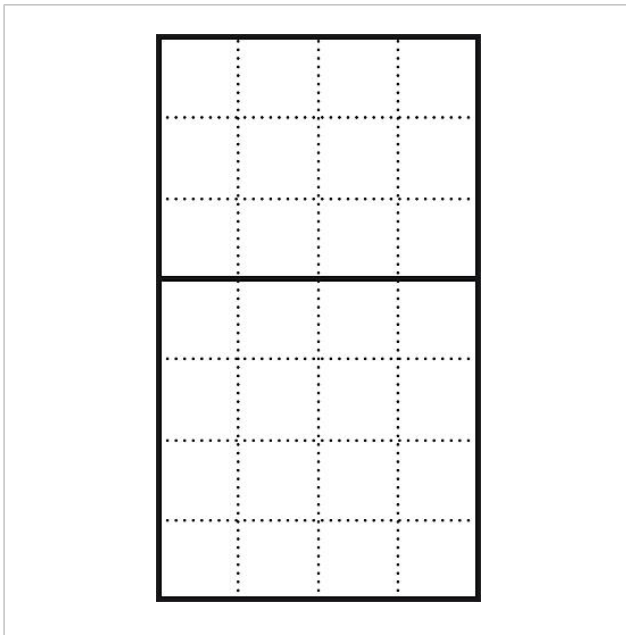

Dimensions (mm) W x H x D:

431 x 731 x 38

Combination frame
KR 611-7/4-0 W

200029110

Page 2





Combination frame
KR 611-7/4-0 W

200029110

Page 3

Declaration of Conformity	140 kB	Download
Additional information	140 kB	Download