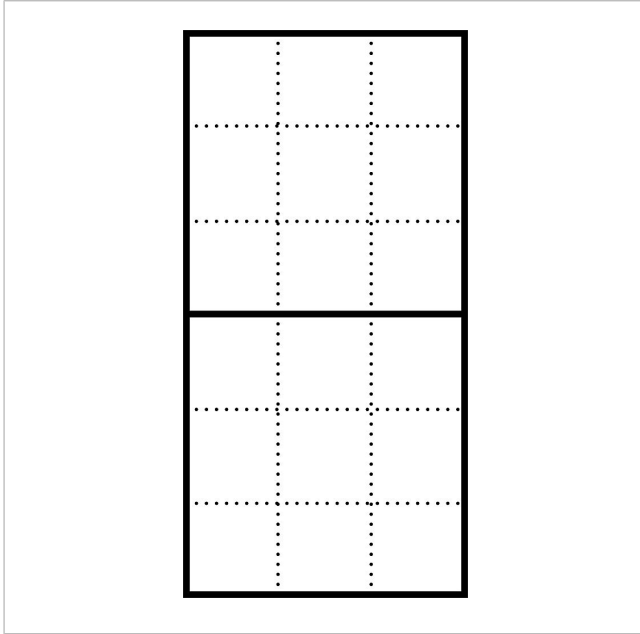


Cornice
KR 611-6/3-0 SM
200016840-00



Descrizione del prodotto

Cornice in profilato estruso di alluminio, verniciatura a polvere, racchiude i moduli funzione e copre la scanalatura dell'intonaco.

Dati tecnici

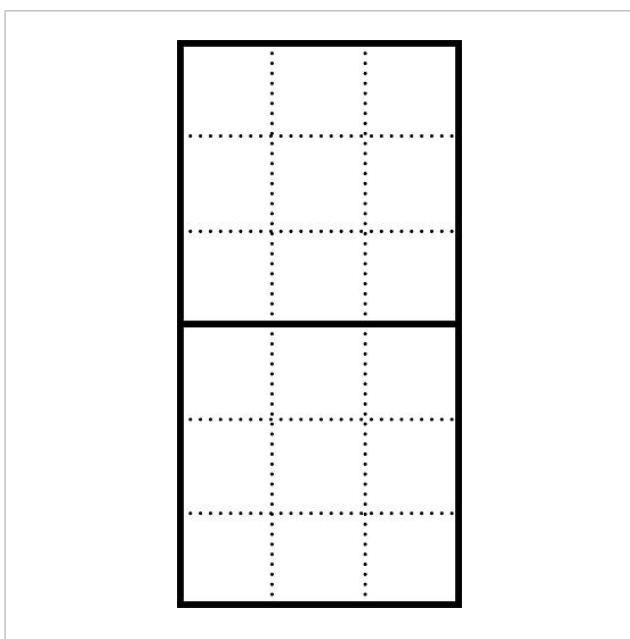
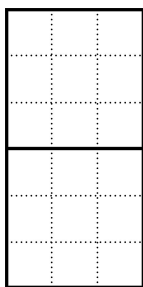
Dimensioni (mm) Larg. x Alt. x Prof.:

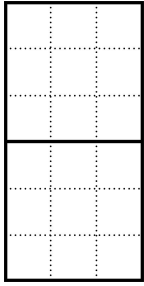
331 x 631 x 38

Cornice
KR 611-6/3-0 SM

200016840

Pagina 2





Cornice
KR 611-6/3-0 SM

200016840

Pagina 3

Dichiarazione di conformità	140 kB	scaricare
Informazioni supplementari	109 kB	scaricare