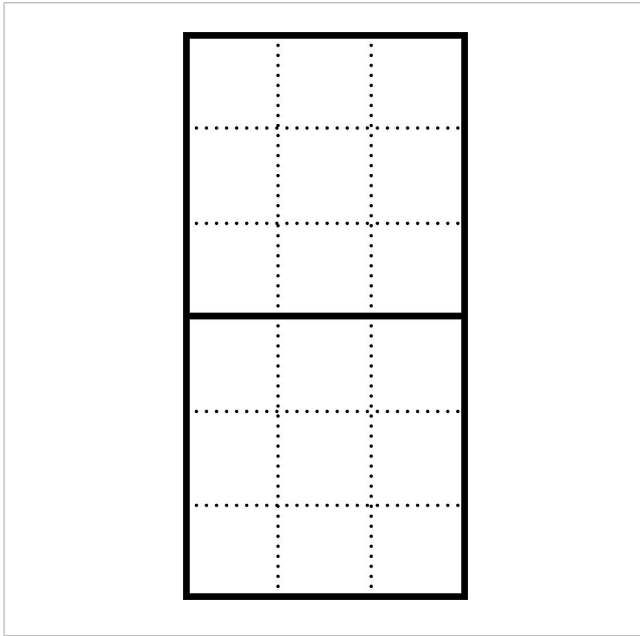


Combination frame  
KR 611-6/3-0 SM  
200016840-00



---

## Product description

Combination frames made of extruded aluminium sheath, powder-coated/painted, to surround the function modules and cover the plaster groove.

---

## Specifications

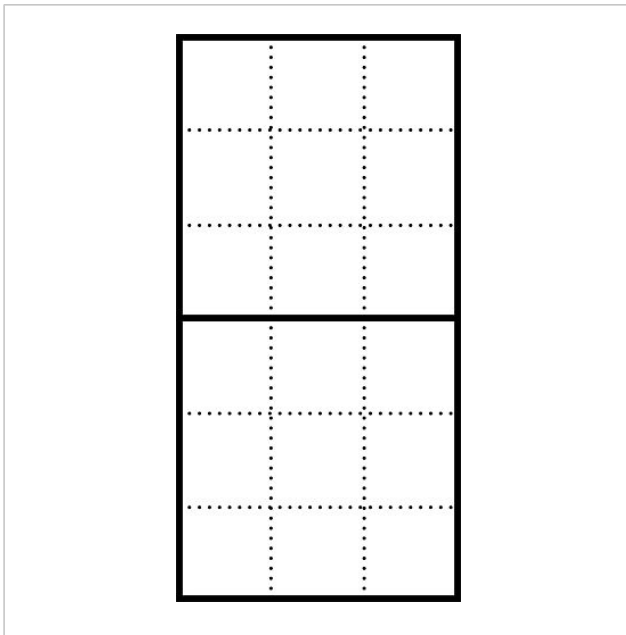
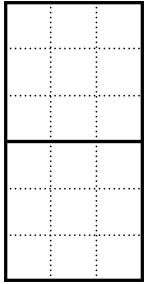
Dimensions (mm) W x H x D:

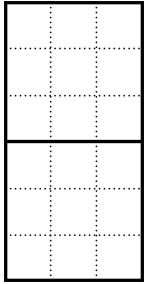
331 x 631 x 38

Combination frame  
KR 611-6/3-0 SM

200016840

Page 2





Combination frame  
KR 611-6/3-0 SM

200016840

Page 3

---

Declaration of Conformity	140 kB	<a href="#">Download</a>
Additional information	420 kB	<a href="#">Download</a>